

How to use Tes iFrame to add jobs to Tes.com and BSME Jobs

How does it work?	2
What are the key benefits to member schools?	2
How to set up your account and post a job advert	3
Can I add the job advert to my school website?	4
How vacancies appear on the Tes.com/jobs site	5
Does your school have a Staff Management subscription?	6
FAQs	6



Tes and BSME have teamed up to create a joined up recruitment system that allows you to build, post and manage all your school vacancies in one place.

You'll be able to quickly and easily post your jobs to the BSME Jobs webpage and your individual school career site on Tes.com*. This means you can create your job advert once, but post it to multiple locations at the click of a button.

You'll also benefit from the ability to manage and track your applications and communicate with candidates throughout the recruitment process, simplifying the recruitment journey and saving you time.

Best of all, it's completely free for BSME member schools.

How does it work?

The Tes iFrame is a short piece of website code that automatically links the Tes Portal job adverts you create to the BSME Jobs webpage.

What are the key benefits to member schools?

- **Effortless job posting:** when you create and post a job with Tes, it will automatically and instantly be displayed on the BSME Jobs webpage
- **Stand-out appearance:** professional, school branded and user-friendly appearance of Tes job adverts on the BSME Jobs webpage
- **Search and filtering functionality:** Tes search and filtering functionality and the quick apply option
- **Access to Tes Portal's built-in Applicant Tracking System (ATS):** manage and track your applications and communicate with your candidates throughout the recruitment process from one place – Tes Portal
- **Simplify the decision-making process:** use the interview scorecard to give your panel a set of assessment categories to use as a guideline when reviewing candidates
- **Keep an audit trail of your recruitment**
- **Collaborate easily:** invite others within the decision-making process to review applications
- **Flexible levels of access:** you get to control who has access to job adverts, applications and candidate information and what level of access they have – depending on their role
- **GDPR-compliant:** Tes Portal is a cloud-based platform accessed via Tes.com so you'll be able to log in and post a new job advert or manage responses, wherever and whenever you need

*If you're a BSME member school your adverts will automatically appear on the BSME Jobs webpage and your individual school career site in Tes' onsite school directory for free. Additional fees will apply if your school doesn't have a Tes Staff Management subscription and you want to post your job to Tes Jobs (Tes.com/jobs).

How to set up your account and post a job advert

All BSME member schools can use this service for free and post jobs on Tes.com and BSME Jobs.

All you need is a Tes.com account which will give you access to the administrative hub for posting jobs – Tes Portal.

Step 1

If you don't already have an account you can create one for free. On the [Tes.com](https://www.tes.com) homepage click on [School Portal](#) at the top right of the screen. This will take you to a login screen with an option at the bottom that says [Not a member yet? Join us for free.](#)

Step 2

When registering on Tes you need to select the position that's the closest match to your school role.

Step 3

Once you've set up your Tes account you'll need to contact the Tes team at bsme@tes.com to request your nominated Tes Portal administrator is set up.

Step 4

Your administrator can then invite other school staff to join Tes Portal and create and post jobs.

Step 5

When you create and submit a job advert on Tes Portal it will automatically appear on your school career site – a page dedicated to your school in Tes' onsite school directory – and the BSME Jobs webpage.

Creating a job advert on Tes Portal

1 Log in to your Tes.com account and access Tes Portal from the top right of your screen. Click **Book a new job** to log into the ATS.

2 Once you log in again, please click **Create a vacancy** to create a job advert.

3 Add information about the role and your requirements by following the steps on the page. Press **Create this vacancy** at the bottom of your screen to post on Tes jobs.

Can I add the job advert to my school website?

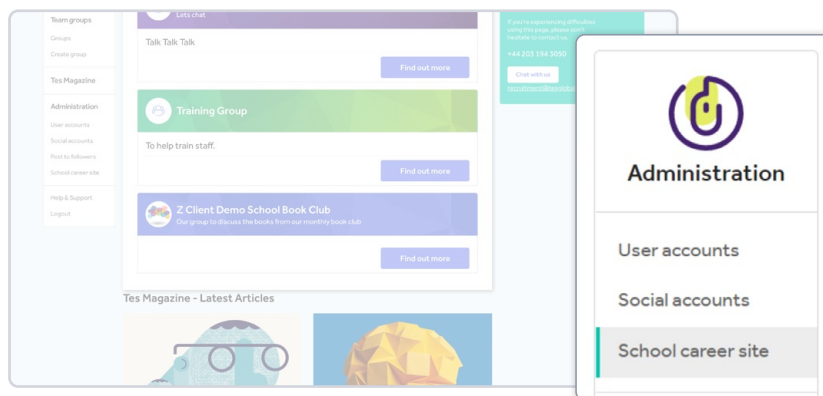
Yes, you can add the job advert to your school recruitment pages using the Tes iFrame. It's very simple to implement, but will require the help of the person who's responsible for updating your school website.

The webmaster will need to be given the iFrame HTML script.

They simply need to copy and paste it into the existing HTML script on your website, in the location where they want the iFrame to display, for example, your recruitment or vacancies page.

If you don't have a Staff Management subscription you can request the iFrame code from bsme@tes.com.

If you have a Staff Management subscription you can find the code by navigating to your school career site – this can be found in the left-hand navigation in **Tes Portal** under **Administration**.



On your school career site you'll see a banner at the top of the page to prompt you to use the iFrame. Click **Show live jobs**.

The following pop-up window will now display the HTML code required for the webmaster.

A screenshot of a job search interface with a 'Show live jobs' pop-up window. The pop-up contains the following HTML code:

```
<iframe id="tes-jobs-search" style="border: none" src="https://www.tes.com/jobs/search/embed/1164215"></iframe>
```

Below the code is a note: 'Works best with 1000px width'. There are two buttons: 'Copy code' and 'Email code'. A red box with a '1' points to the 'Copy code' button with the text: 'Click **Copy code** to copy the HTML code to your clipboard.' Another red box with a '2' points to the 'Email code' button with the text: 'Click **Email code** to email the HTML code from your email client.' Below the 'Email code' button is a link: 'Click here to see a live preview.'

How vacancies appear on the Tes.com/jobs site:

Administration


- User accounts
- Social accounts
- School career site
- Help and support
- Back to homepage

You have 2 live jobs


Would you like your jobs to appear on your school's website? You can show these job adverts on your own website and let candidates apply through Tes, so all your applications are saved in your ATS.


Show live jobs

View
Edit
Your Career Site has 2 Jobs listed
Copy link to Career Site



Z Client Demo School





Z Client Demo School
Camden, United Kingdom

Location: Camden, United Kingdom
Type: Mainstream School
Phase: Secondary

Funding status: State
Gender: Mixed
Age range: 11 - 16 years

About Z Client Demo School

Who are Z Client Demo School

We're a mixed-gender secondary school based in Kent who pride themselves on getting the very best from their students while supporting and developing our staff. We believe that a good, state education is a right and not a privilege, irrespective of background or ability and this belief is at the heart of everything we do..

10 great reasons to work at Z Client Demo School

1. We offer all staff an additional one personal day's holiday per year.
2. On the last Monday of every month, the school closes early to hold staff CPD sessions.
3. We have state of the art sports facilities that are available for staff use before school.
4. We have a positive "can do" attitude creating a great environment for both teachers and students.
5. There are opportunities to work with neighbouring schools to share best practice.
6. There are a vast array of extra-curricular activities to get involved in.
7. It's only 25 minutes by train to central London, or 35 minutes by train to the coast.
8. We have free on-site parking for all staff.
9. We're a committed and driven staff body, who truly cares about the school and how we can continue to improve it.
10. We have been awarded a 'Good' Ofsted grade.

Working in the South East

With the amenities and culture of London close by and the unspoiled countryside and coastline on your doorstep, the South East offers the best of both worlds.

Here you'll find a number of national parks including the New Forest, a 500-square kilometre forest where wild ponies roam freely. Travel a little further out and you'll be greeted by beautiful coastline; from the buzzing bars of Brighton, past sleepy fishing ports and along the white chalky cliffs of Dover, it's enjoyed by local residents and a wealth of wildlife.

Being outside London, housing prices are cheaper than those in the city and the region also boasts a high percentage of Ofsted rated 'Outstanding' or 'Good' primary and secondary schools.

tes
International Resources Jobs News Courses Store
Tes Portal

Primary Secondary Supply International Careers advice Tes for schools Location guides

anna_christ...
Edit account

Tes Portal

Jobs

- My jobs
- Job alerts
- My CV
- Career preferences

Resources

- Downloads
- Saved resources
- Author dashboard
- Add resource
- My shop
- Tes Elements

Courses

- Access courses

News

- Magazine

2629 International teaching and education jobs

Search jobs by keyword

82 locations selected. - Edit

Position: Subject:


Quick Apply jobs only More filters Clear filters

1-20 of 2629 jobs

Relevance

Secondary Maths Teacher

International Community School, Amman, Jordan, Jordan




N/A

Salary: N/A

Apply by 8 Mar 2021 Job start: August 2021

Head of Secondary School

Mougins School, France



Looking to change your job in the next 12 months?

We know it's hard to find the time to look for the right job. So let us help. Simply tell us a little more about yourself and we'll be in touch as soon as we find the perfect teaching role.

Where are you interested in teaching?

UK schools

International schools

5

Does your school have a Tes Staff Management subscription?

Yes, we've got a Staff Management subscription

- Continue to take advantage of all the great features of your Staff Management subscription, including unlimited advertising on Tes.com/jobs
- Get the added benefit of automatically posting your jobs on the BSME Jobs webpage with no extra work for you

No, we don't have a Staff Management subscription

- Don't panic! BSME member schools can access Tes Portal, create adverts and post them to their school career site listed in the Tes school directory and the BSME Jobs webpage
- You don't have to pay for Tes advertising if you don't want to
- You can also upgrade to a Staff Management subscription at any time

Don't forget all BSME member schools get 5%* off Staff Management subscriptions.

Find out more: tes.com/for-schools/bsme

FAQs

Questions? You'll find the answer to our most frequently asked questions below. If you still need help please email us at bsme@tes.com.

Can BSME member school vacancies managed by third-party recruiters also be posted for free?

BSME school members can continue to advertise on the BSME website any vacancies which are being managed by a BSME supporting member recruiter. There will be no additional charge to publish these adverts. BSME supporting members will need to log in via their client's school account to post adverts on their behalf.

How do I access Tes Portal?

Log in to Tes if you already have an account. If you don't have an account you can create one for free in the top right-hand corner.

* Discount applies to first year of subscription only.

How do I create a job in Tes Portal?

1. Log in to [Tes.com](https://www.tes.com) with your log in details
2. Click **Book a new job** in the Recruitment ATS section
3. Enter your log in details to confirm it's you
4. Click **Create a vacancy**
5. Add all the relevant information you need to include about the job role including adding custom questions
6. Press **Create a vacancy** when ready

How do I post a job to the BSME website?

You will need a Tes account. If you don't already have an account you can create one for free by going to [Tes.com](https://www.tes.com) and clicking on **School Portal** in the top right hand corner. This will take you to a login screen with an option at the bottom that says **Not a member yet? Join us for free.**

When registering on Tes you need to select the position that is the closest match to your school role.

Once you've set up your Tes account you will need to contact the Tes team at bsme@tes.com to request your nominated Tes Portal administrator is set up.

Your administrator can then invite other school staff to join the portal and create and post jobs.

When you create and submit a job advert on Tes Portal it will automatically appear on your school career site – a page dedicated to your school in Tes' onsite school directory – and the BSME Jobs webpage.

Will I be charged to post my job on Tes Jobs as well?

Your advert will automatically appear on the BSME Jobs webpage and your school career site in Tes' onsite school directory for free if you are a BSME member school. Additional fees may apply if you want to post your job on the Tes jobs search page [Tes.com/jobs](https://www.tes.com/jobs). Contact bsme@tes.com for further information about how to get a Tes Staff Management subscription if you do not already have one.

Can my school have its own individual iFrame? Will it show our live jobs on my school's own website?

Yes, you can add the iFrame to your school recruitment pages. This will allow you to create your job adverts in Tes Portal and automatically post them to the BSME Jobs webpage, your own school recruitment pages and your school career site in Tes' onsite school directory at the same time.

The iFrame works by inserting a piece of HTML script into your school website. This HTML script tells your school website to display the jobs from your school career site in Tes' onsite school directory on your school website.

Where can I retrieve my code to add it to my school's website?

If you are a Tes Staff Management subscription holder the code can be found by going into your school career site within your Tes Portal account, and then pressing the button that says **Show live jobs** at the top of your school career site above your school banner. A pop-up window will appear with your code which you can copy and paste into your school's website.

If you do not have a Tes Staff Management subscription email bsme@tes.com and you will be sent a unique code to copy and paste into your school's website.

Where do I paste the code?

You will need to paste the code into your school's website. Your IT support and/or web designer at your school should know where to paste this code.

Is there an optimal size for the iFrame once it has been put into my school's website?

Yes, it works best with a 1000-pixel width.

What will my iFrame look like on my school's website?

If you are a Tes Staff Management subscription holder, you'll be able to see a live preview by clicking on the button that says **Show live jobs** at the top of your school career site within your Tes Portal account. You'll see a pop-up window with a button that says **See live preview**.

What do I do if I can't access Tes Portal or my advert is not appearing on BSME?

For general enquiries and technical difficulties email: bsme@tes.com

I've made an error in my advert, what do I do?

Don't process the booking again, as it may create another invoice. You'll need to call or email a customer representative at Tes. Email: recruitment@tes.com or telephone: +44 (0)20 3194 3050.

I'm not a BSME member school can I use Tes Portal?

Yes, you can still use Tes Portal if you are not a BSME member school. You can use pay-as-you-go*, which allows you to advertise your job on the Tes jobs search page [Tes.com/jobs](https://tes.com/jobs).

You can also become a Staff Management subscription customer** and advertise all your jobs on [Tes.com/jobs](https://tes.com/jobs) throughout the year, and train and retain your teachers to make an even bigger impact on your pupils.

For more information visit: tes.com/staff-management

I already have a Tes Staff Management subscription and I'm a BSME member school, what do I do?

If you already have a Tes Staff Management subscription, you can still use all your subscription features, posting as many adverts to [Tes.com/jobs](https://tes.com/jobs) as often as you want, but you'll now have the extra benefit of being able to post one advert to both Tes and the BSME Jobs webpage without leaving Tes Portal.

I don't have a Tes Staff Management subscription but I'm a BSME member school, can I still use the iFrame?

If you don't have a Tes Staff Management subscription, don't panic! As a BSME member school you can still access Tes Portal, create adverts, post them to the BSME Jobs webpage, your school career site in Tes' onsite school directory and your own school recruitment pages, and manage responses for free.

* Individual advertising costs apply.

** Features vary depending on your Staff Management subscription package.

Contact us

Tes Portal set up

to request your school Tes Portal administrator is set up

Email: bsme@tes.com

Tes customer service

general enquiries and technical difficulties

Tel: +44 (0)20 3194 3050

Email: recruitment@tes.com

Tes international team

recruitment advertising, products and services

Tel: +44 (0)20 3194 3050

Email: international@tes.com

Don't forget to ask about the 5% discount for BSME member schools.

BSME

partnership questions and general enquiries

Email: business@bsme.com

